

Trinidad and Tobago



Multiple Indicator
Cluster Surveys

Snapshot of Key Findings

Protected from violence and exploitation



The Trinidad and Tobago Multiple Indicator Cluster Survey (MICS) was carried out from August to December 2022 by the Central Statistical Office in collaboration with UNICEF, as part of the Global MICS Programme. Technical support was provided by the United Nations Children's Fund (UNICEF), with government funding and financial support of UNICEF.

The Global MICS Programme was developed by UNICEF in the 1990s as an international multi-purpose household survey programme to support countries in collecting internationally comparable data on a wide range of indicators on the situation of children and women. MICS surveys measure key indicators that allow countries to generate data for use in policies, programmes, and national development plans, and to monitor progress towards the Sustainable Development Goals (SDGs) and other internationally agreed upon commitments. In this regard, Trinidad and Tobago has aligned its National Development Strategy 2016-2030, also known as Vision 2030, with the SDGs, so that progress towards one redounds to the other.

The objective of this snapshot of key findings is to facilitate the dissemination and use of the results from the Trinidad and Tobago MICS 2022. The survey methodology and detailed tabulations based on the data collected are available in the Survey Findings Report.

For more information on the Global MICS Programme, please go to mics.unicef.org.

Suggested citation:

Central Statistical Office, 2023, Trinidad and Tobago *Multiple Indicator Cluster Survey 2022, Snapshot of Key Findings*. Port of Spain, Trinidad and Tobago, Central Statistical Office.

Table of Contents

Birth Registration

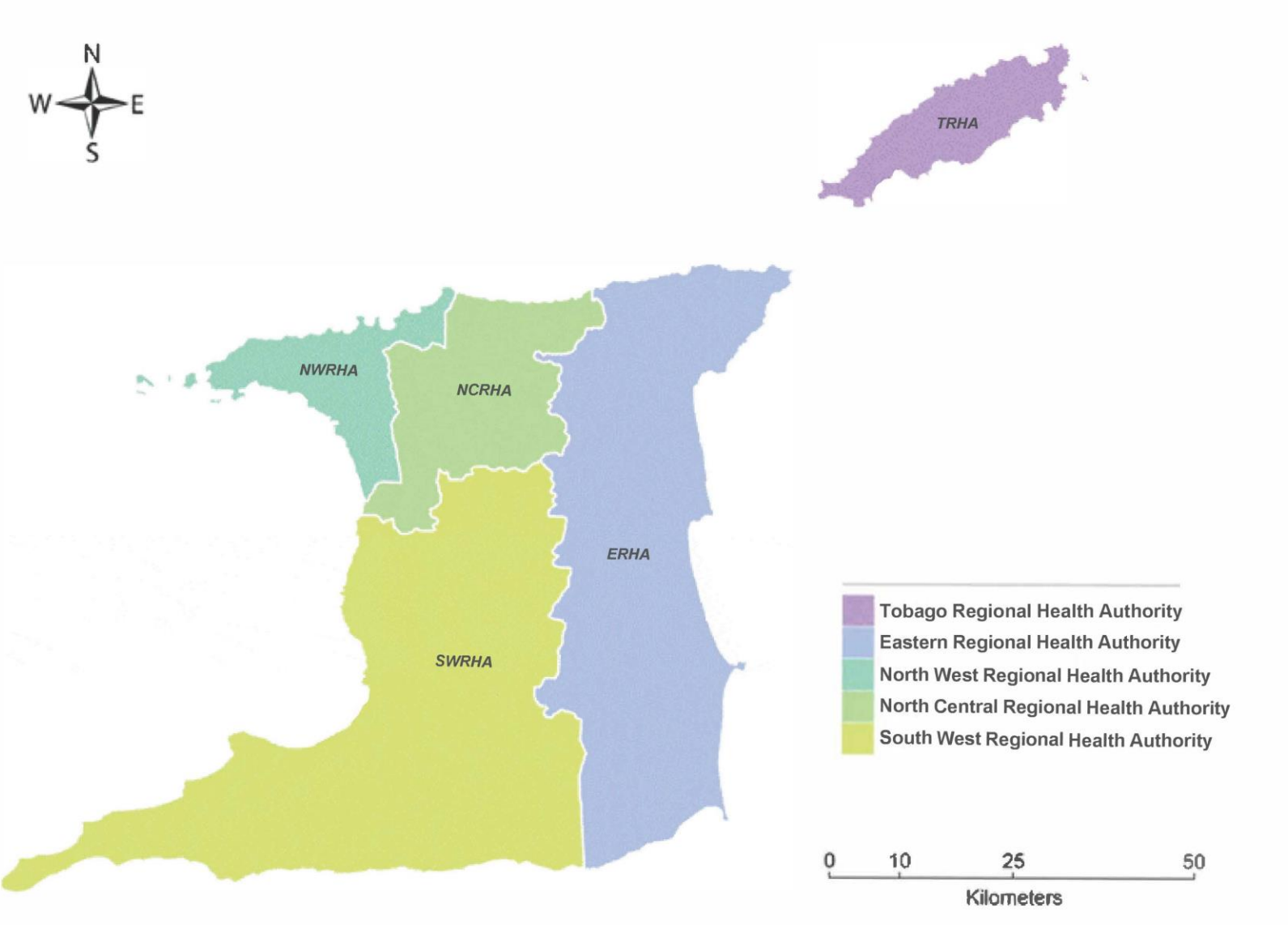
Child Discipline

Child Labour

Child Marriage

Gender Equality

Map showing the Regional Health Authorities of Trinidad and Tobago



Trinidad and Tobago 2022



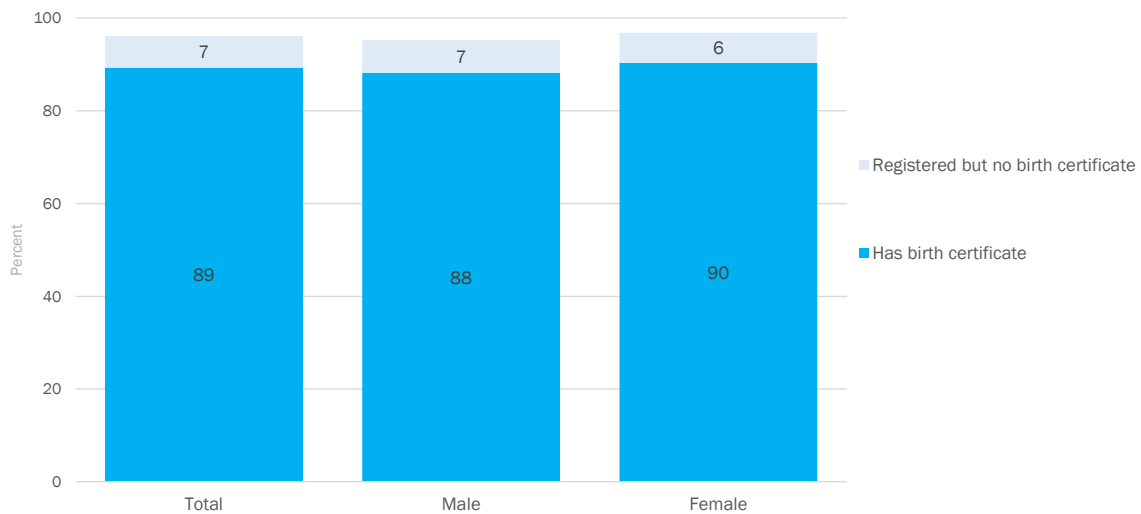
Birth Registration

Multiple Indicator
Cluster Surveys

Birth Registration Levels

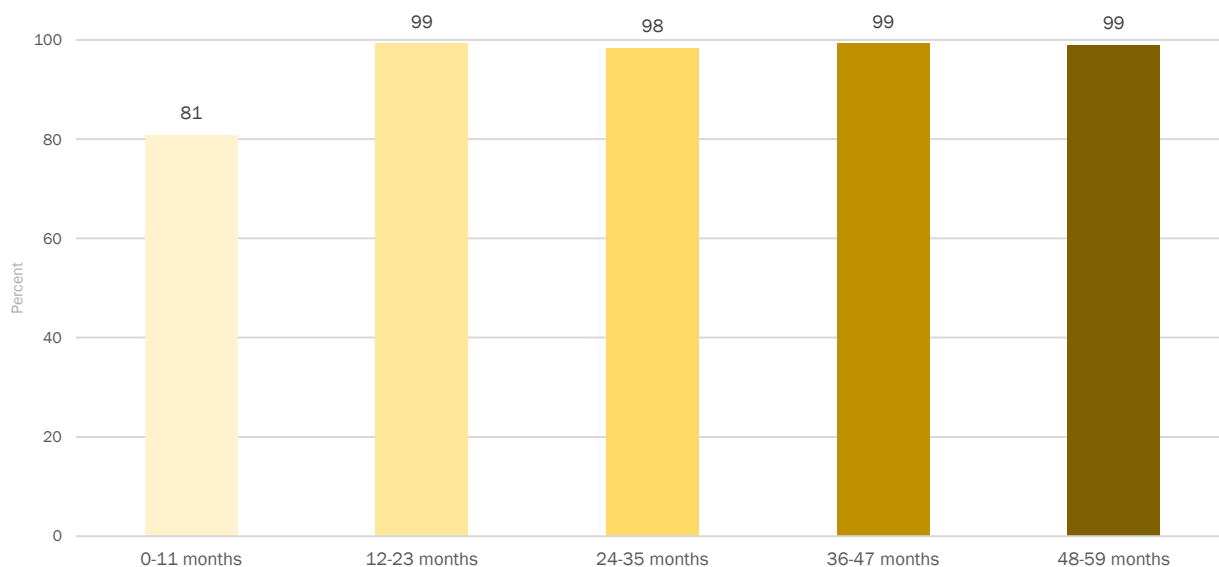


Birth registration for Children Under-Five: SDG 16.9.1



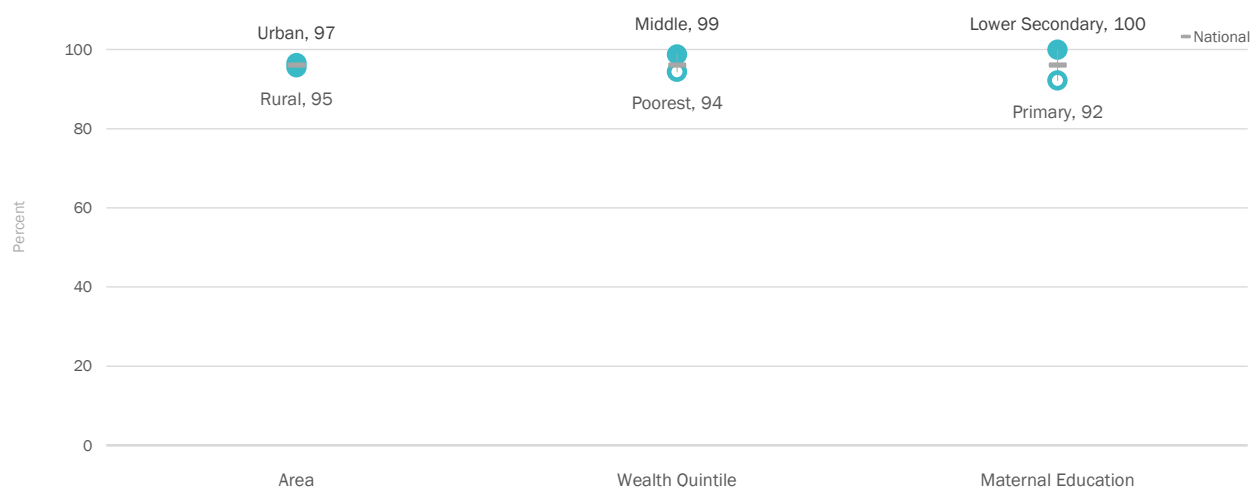
Percentage of children under age 5 whose births are registered, by whether or not they have a birth certificate and by sex

Birth registration by Age



Percentage of children under age 5 whose births are registered, by age in months

Birth Registration: Inequalities



Percentage of children under age 5 whose births are registered, by background characteristics

Regional Data on Birth Registration

Region	Total registered
National	96
North-West RHA	97
North-Central RHA	95
Eastern RHA	96
South-West RHA	96
Tobago RHA	98

Percentage of children under age 5 whose births are registered, by region

Key Messages

- In Trinidad and Tobago, 96% of children under the age of 5 years were registered, 89% had a birth certificate and 7% were registered but had no birth certificate.
- Birth registration was lowest among children aged 0 -11 months (81%), but was notably increased for all other age groups under the age of 5 years (98-99%).
- Birth registration among children was highest for children whose mother's education was lower secondary (100%) compared to the mothers with primary education (92%).
- The TRHA region had the highest percentage of registered births at 98% compared to the lowest in the NCRHA at 95%.

Trinidad and Tobago 2022



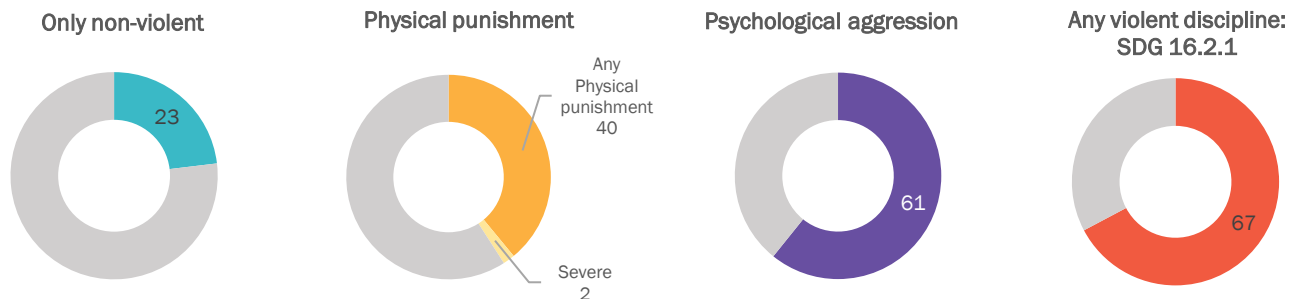
Child Discipline

Multiple Indicator
Cluster Surveys

Child Discipline

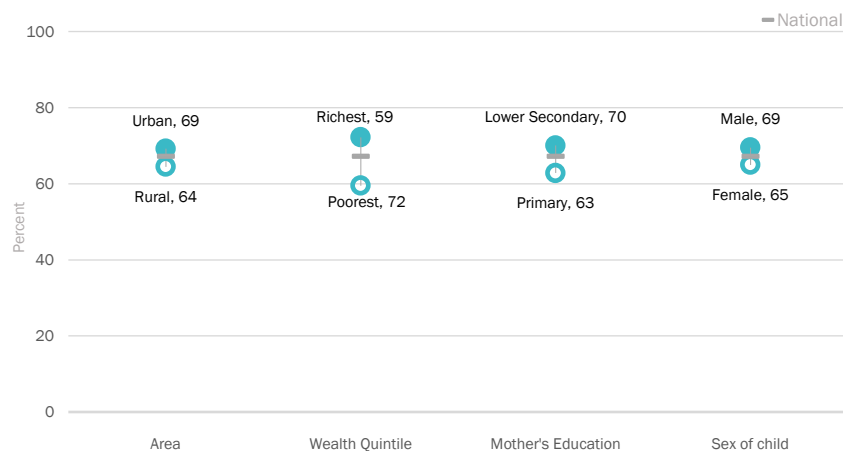


Types of Child Discipline



Percentage of children age 1 to 14 years who experienced any discipline in the past month, by type

Violent Discipline: Inequalities



Percentage of children aged 1 to 14 years who experienced any violent discipline in the past month, by background characteristics

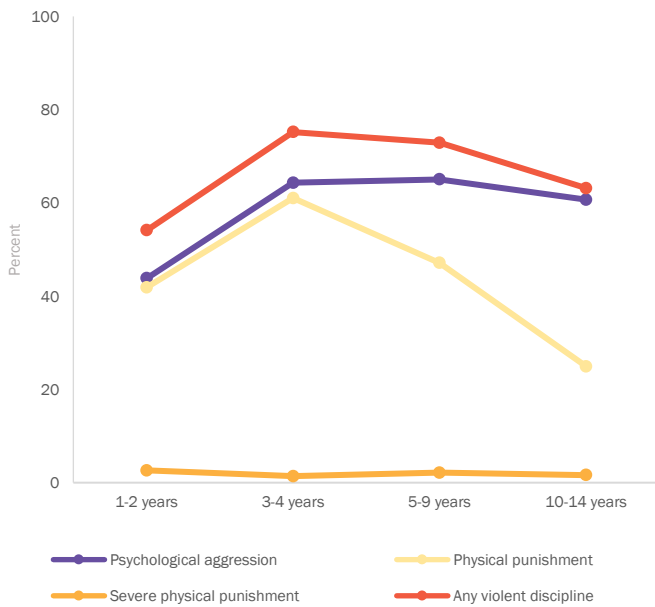
Physical punishment: Shaking, hitting or slapping a child on the hand/arm/leg, hitting on the bottom or elsewhere on the body with a hard object, spanking or hitting on the bottom with a bare hand, hitting or slapping on the face, head or ears, and hitting or beating hard and repeatedly.

Severe physical punishment: Hitting or slapping a child on the face, head or ears, and hitting or beating a child hard and repeatedly.

Psychological aggression: Shouting, yelling or screaming at a child, as well as calling a child offensive names such as 'dumb' or 'lazy'.

Violent discipline: Any physical punishment and/or psychological aggression.

Violent Discipline: Age Patterns



Percentage of children age 1 to 14 years who experienced any violent discipline in the past month, by type and by age

Physical Punishment: Attitudes & Experiences

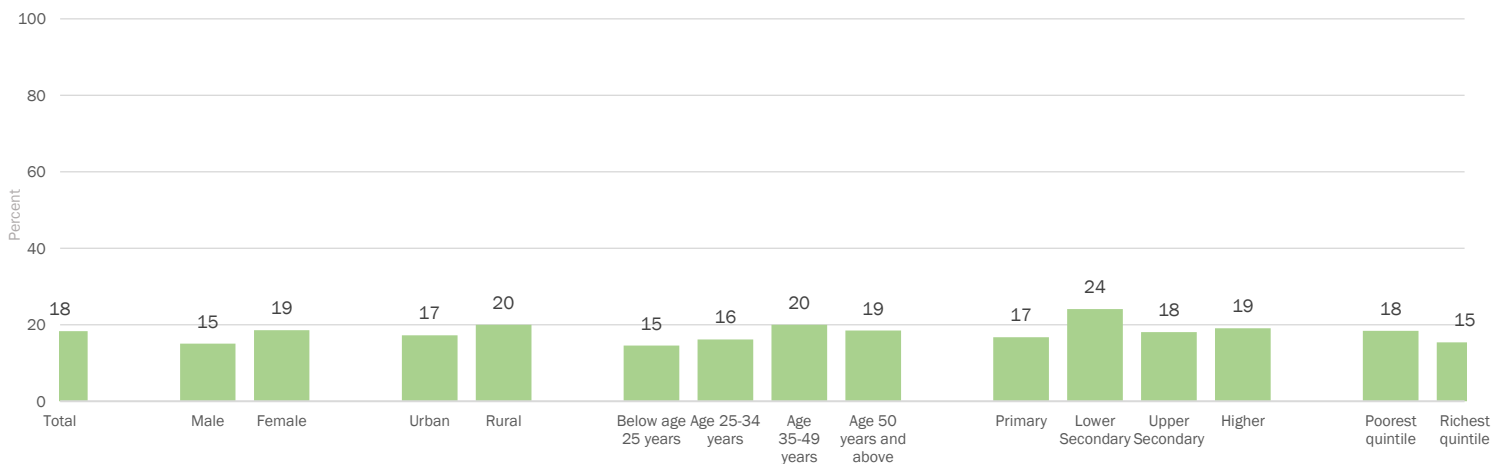
Percentage of mothers/caretakers who think that physical punishment is necessary

18

Percentage of children age 1-14 years who experienced any physical punishment

40

Attitudes to Physical Punishment



Percentage of mothers/caretakers who think that physical punishment is necessary to raise or educate children, by their background characteristics

Key Messages

- In the month prior to the survey, 67 out of every 100 children aged 1-14 years in T&T experienced some form of violent discipline. Of those children, 2 of them experienced severe physical punishment.
- A little over 6 out of 10 children (61%) were subjected to psychological aggression.
- Only 23% of children under age 15 were disciplined in a non-violent way.
- While some disparities were observed, violent discipline was almost equally as commonplace regardless of area, wealth, education level of the mother or the sex of the child.
- For physical disciplining, the highest incidence was found for children aged 3-4 (61%) years and declined with age. However, the peak years for psychological aggression was found among children aged 5-9 years (65%), and remained high even among children aged 10-14 years (61%).
- Despite the incidence of violent discipline found among the children, less than 1 in 5 mothers/caretakers (18%) in T&T believed that physical punishment is necessary.
- Mothers/caretakers with a lower secondary education (24%) had the most accepting attitude towards physical punishment being necessary to raise or educate children.

Trinidad and Tobago 2022



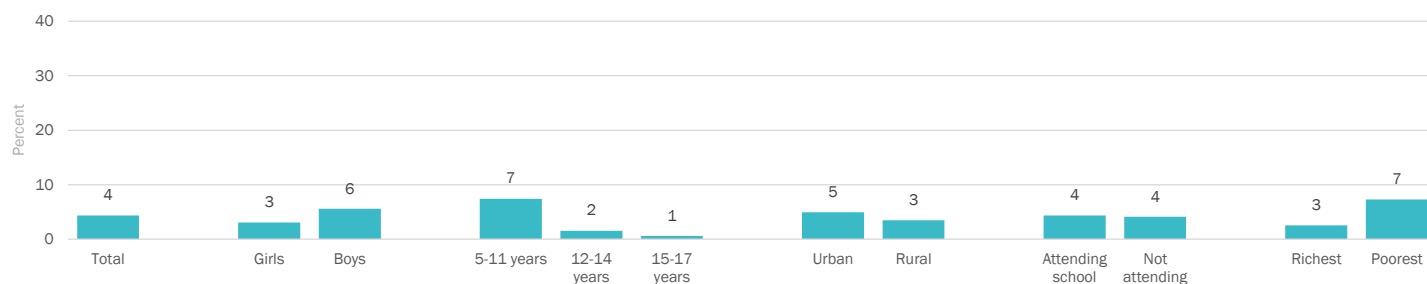
Child Labour

Multiple Indicator
Cluster Surveys

Child Labour: Levels & Disaggregates

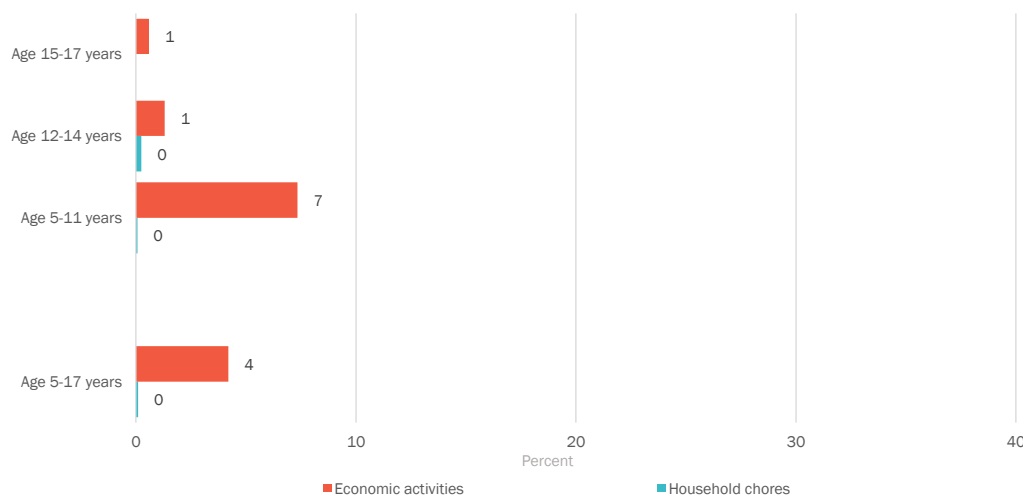


Child Labour for Age 5-17 years: SDG 8.7.1



Percentage of children age 5 to 17 years engaged in child labour, by background characteristics

Types of Child Labour



Percentage of children age 5 to 17 years engaged in child labour, by type of activity and by age

Note: These data reflect the proportions of children engaged in the activities at or above the age specific thresholds outlined in the definitions box.

Definition of Child Labour

Age 5 to 11 years: At least 1 hour of economic activities or 21 hours of unpaid household services per week.

Age 12 to 14 years: At least 14 hours of economic activities or 21 hours of unpaid household services per week.

Age 15 to 17 years: At least 43 hours of economic activities. No threshold for number of hours of unpaid household services.

Economic activities include paid or unpaid work for someone who is not a member of the household, work for a family farm or business. Household chores include activities such as cooking, cleaning or caring for children.

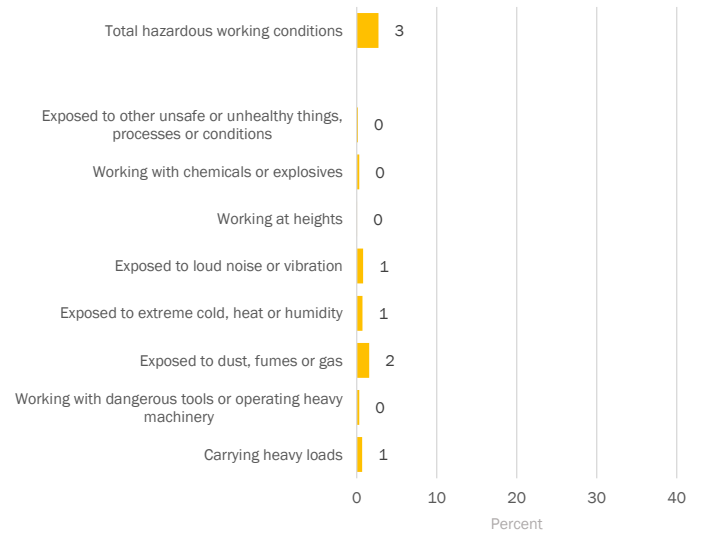
Note that the child labour indicator definition has changed during the implementation of the sixth round of MICS. Changes include age-specific thresholds for household chores and exclusion of hazardous working conditions. While the overall concept of child labour includes hazardous working conditions, the definition of child labour used for SDG reporting does not.

Inequalities in Child Labour



Percentage of children age 5 to 17 years engaged in child labour, by type of activity and by sex

Hazardous Working Conditions



Percentage of children age 5 to 17 years working under hazardous conditions, by background characteristics

Regional Data on Child Labour

Region	Total Child Labour
National	4
North-West RHA	7
North-Central RHA	4
Eastern RHA	2
South-West RHA	4
Tobago RHA	8

Percentage of children age 5 to 17 years engaged in child labour, by region

Key Messages

- Generally 4 in 100 children aged 5-17 years were involved in child labour in Trinidad and Tobago, 5 in 100 for urban areas and 3 in 100 for rural areas.
- Child labour, in terms of both economic activities and household chores, among boys (6%) was twice as much as among the girls (3%).
- The age group with the highest prevalence were the children aged 5-11 years (7%), and the prevalence declined with age.
- Children living in the poorest households (7%) were more than twice as likely to be involved in child labour as their counterparts in the richest households (3%).
- The TRHA had a prevalence rate (8%) of 2 times the national average for child labour (4%), followed by the NWRHA (7%).

Trinidad and Tobago 2022



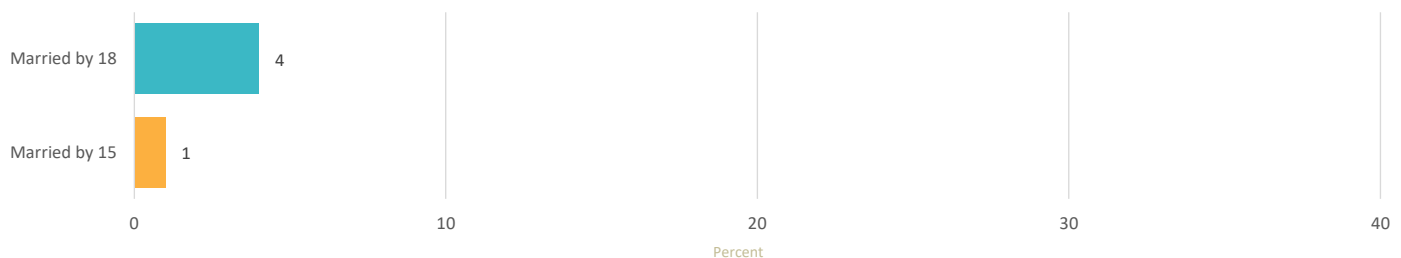
Child Marriage

Multiple Indicator
Cluster Surveys

Child Marriage: Levels & Disaggregates



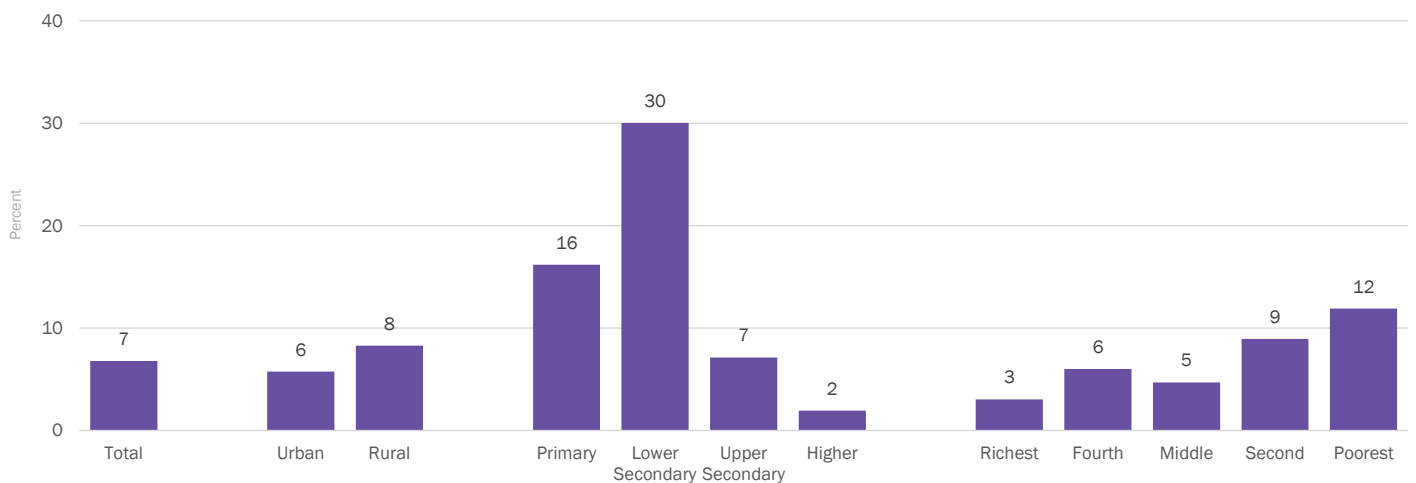
Marriage before Age 15 & Age 18: SDG 5.3.1



Percentage of women age 20-24 years who were first married or in union before age 15 and before age 18

The above chart refers to women aged 20 to 24 years, as this youngest cohort most recently completed exposure to the risk of marrying in childhood, thus giving a closer approximation of the current prevalence of child marriage. The following charts, which show disaggregation by background characteristics, refer to the full cohort of women aged 20 to 49 years.

Disaggregates in Marriage before Age 18



Percentage of women age 20-49 years who were first married or in union before age 18, by residence, education and household wealth quintile

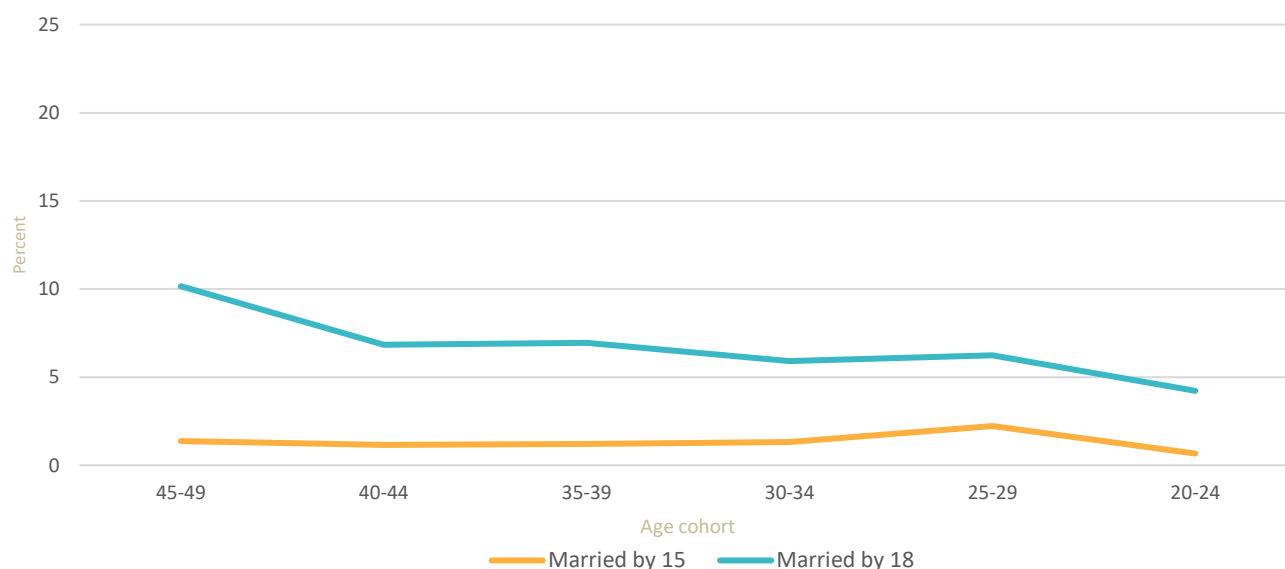
Marriage before the age of 18 is a reality for many young girls. In many parts of the world parents encourage the marriage of their daughters while they are still children in hopes that the marriage will benefit them both financially and socially, while also relieving financial burdens on the family. In actual fact, child marriage is a violation of human rights, compromising the development of girls and often resulting in early pregnancy and social isolation, with little education and poor vocational training reinforcing the gendered nature of poverty. The right to 'free and full' consent to a marriage is recognized in the Universal Declaration of Human Rights - with the recognition that consent cannot be 'free and full' when one of the parties involved is not sufficiently mature to make an informed decision about a life partner.

Regional Data on Child Marriage

Region	Marriage by age 18
National	7
North-West RHA	4
North-Central RHA	7
Eastern RHA	10
South-West RHA	8
Tobago RHA	4

Percentage of women aged 20 to 49 years who were first married or in union before age 18, by region

Trends in Child Marriage



Percentage of women age 20-49 years who were first married or in union before age 15 and before age 18, by age cohort

Key Messages

- Overall 4% of women aged 20-24 years were first married or in union before age 18 and this percentage fell to 1% for the same age group first married or in union before age 15.
- A greater proportion of women in rural (8%) than urban (6%) areas entered into child marriage.
- Child Marriage peaked among women with lower secondary education at 30% and fell drastically as the woman's education level rose, to settle at 2% among women with higher education.
- The proportion of women in the poorest wealth quintile that married before age 18 was 12% compared to 3% in the richest quintile.
- Child marriage was highest in the ERHA region at 10%, above the national average of 7% among women 20-49 years old.

Trinidad and Tobago 2022



Gender Equality

Multiple Indicator
Cluster Surveys

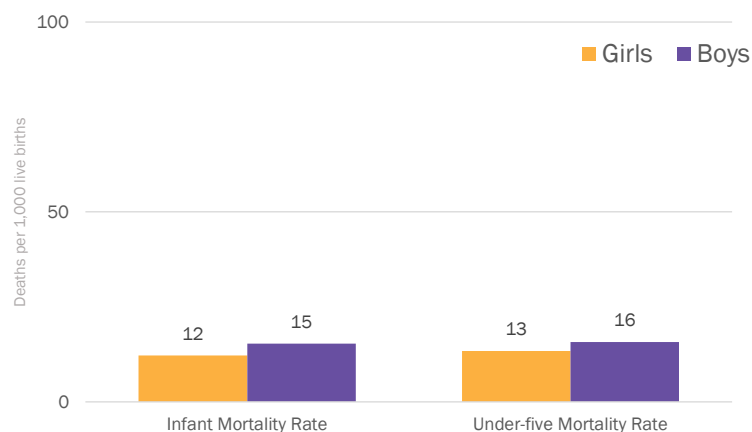


Gender equality means that girls and boys, women and men, enjoy the same rights, resources, opportunities and protections. Investments in gender equality contribute to lifelong positive outcomes for children and their communities and have considerable inter-generational payoffs because children's rights and well-being often depend on women's rights and well-being. This snapshot shows key dimensions of gender equality during the lifecycle. It is organized around: 1) the first decade of life (0-9 years of age) when gender disparities are often small, particularly in early childhood; 2) the second decade of childhood (10-19 years of age) when gender disparities become more pronounced with the onset of puberty and the consolidation of gender norms; and 3) adulthood, when gender disparities impacts both the wellbeing of women and girls and boys.

Every Girl & Boy Survives & Thrives: The First Decade of Life

Nutrition and a supportive environment in early childhood are among the key determinants of the health and survival of children and their physical and cognitive development. Generally, girls tend to have better biological endowments than boys for survival to age five, and thus higher survival chances under natural circumstances. However, gender discrimination against girls can affect survival, resulting in higher than expected female mortality. Similarly, stunting rates are typically lower among girls than boys, potentially due to the higher risk for preterm birth among boys, which is inextricably linked with lower birth weight. However, children with mothers who gave birth at a young age or who have no education may be more likely to be malnourished. Children with restricted cognitive development during early life are at risk for later neuropsychological problems, poor school achievement, early school drop-out, low-skilled employment, and poor care of their own children. Stimulation and interaction with parents and caregivers can jumpstart brain development and promote well-being in early childhood. This is also the period of development when gender socialization, or the process of learning cultural roles according to one's sex, manifests. Caregivers, particularly fathers, may respond to, and interact with, sons and daughters differently.

Mortality Rates among Children Under-5, SDG 3.2.1 Sex Disaggregate

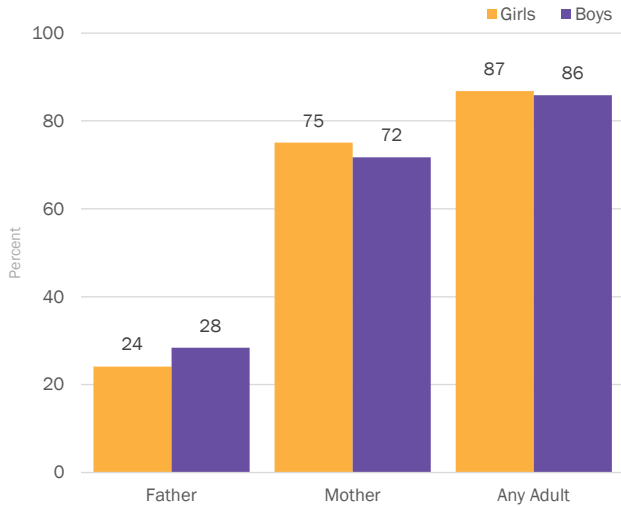


Infant mortality: probability of dying between birth and the first birthday

Under-five mortality: the probability of dying between birth and the fifth birthday

Every Girl & Boy Survives & Thrives: The First Decade of Life

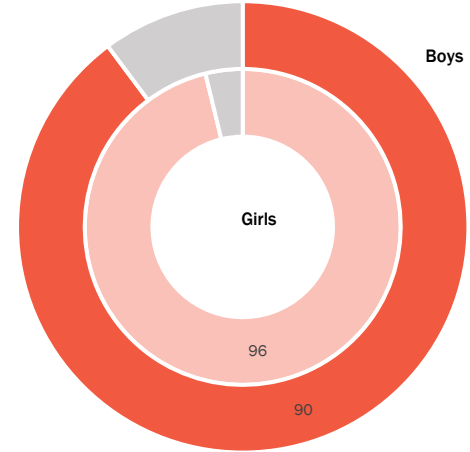
Early Stimulation & Responsive Care by Adults



Percentage of children age 2-4 years with whom adult household members engaged in activities that promote learning and school readiness during the last three days, by person interacting with child and sex of child.

Note: Activities include: reading books to the child; telling stories to the child; singing songs to the child; taking the child outside the home; playing with the child; and naming, counting or drawing things with the child

Early Childhood Development Index, SDG 4.2.1

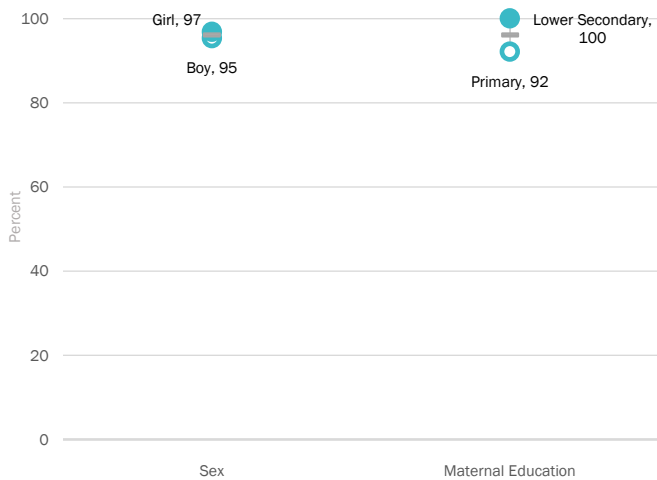


Percentage of children age 2-4 years who are developmentally on track in at least 3 of the following 4 domains: literacy-numeracy, physical, social-emotional, and learning domains, by sex

Every Girl & Boy Is Protected From Violence & Exploitation: The First Decade of Life

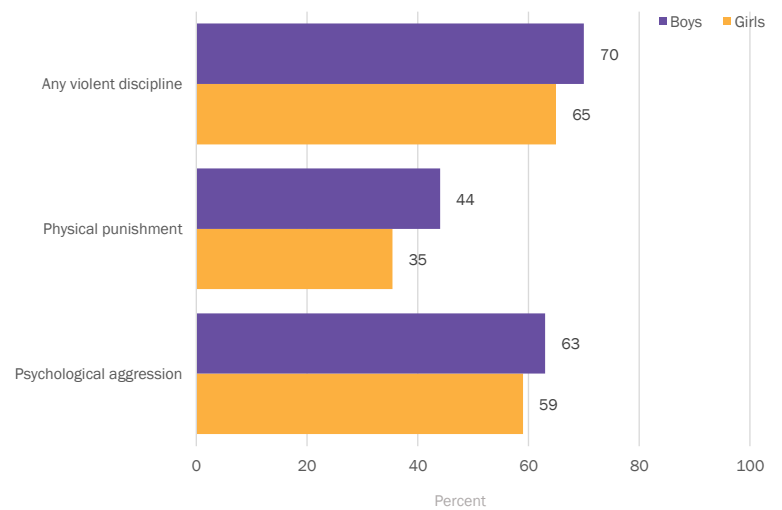
Registering children at birth is the first step in securing their recognition before the law, safeguarding their rights, and ensuring that any violation of these rights does not go unnoticed. While vitally important for both girls and boys, the implications of low birth registration rates for girls are significant, rendering them more vulnerable to certain forms of exploitation they are at greater risk of, including child marriage and international trafficking. Although average birth registration rates are similar for girls and boys, children with mothers who have no education may be less likely to have their births registered. While girls and boys face similar risks of experiencing violent discipline -which includes physical punishment and psychological aggression- by caregivers in the home, gender inequality and domestic violence are among the factors associated with an elevated risk of violence against both girls and boys.

Birth Registration, SDG 16.9.1 Sex Disaggregate



Percentage of children under age 5 whose births are registered, by sex and maternal education level

Violent Discipline, SDG 16.2.1 Sex Disaggregate



Percentage of children age 1-14 years who experienced violent discipline in the past month, by sex

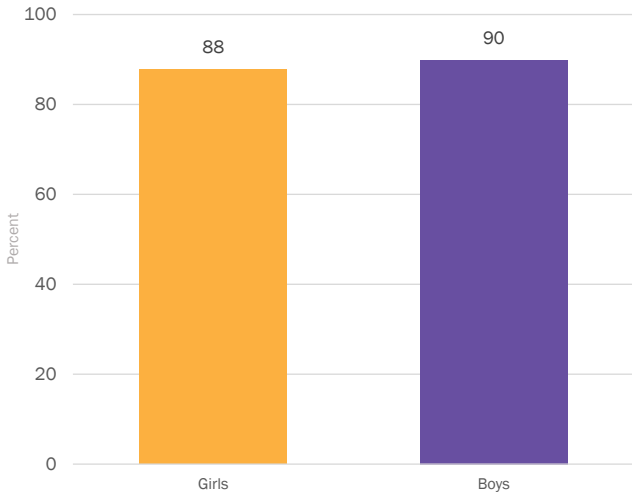
Note: The age group 1-14 spans the first and second decades of life.

Every Girl & Boy Learns: The First Decade of Life

Investment in good quality early childhood education services prior to entering school improves learning outcomes for children. It also enhances the efficiency of the school system by reducing repetition and drop-out and improving achievement, especially among girls and marginalized groups. Primary education provides the foundation for a lifetime of learning. Considerable progress has been made in achieving universal education and closing the gender gap but gender disparities to the disadvantage of girls still exist in some countries. Further, girls still comprise the majority of the world's out-of-school population.

Note: Because children of primary school age range from 5-11 years, these indicators include some children in their second decade of life.

Participation Rate in Organized Learning, SDG 4.2.2



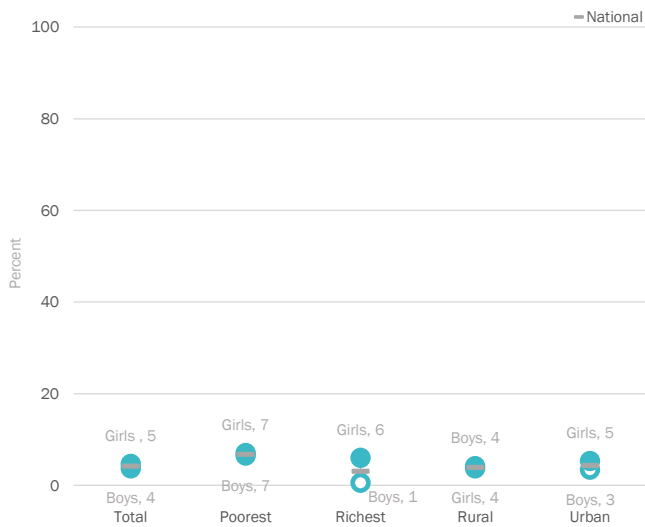
Percentage of children age one year younger than the official primary school entry age at the beginning of the school year who are attending an early childhood education programme or primary school (adjusted net attendance rate), by sex

Primary School Attendance



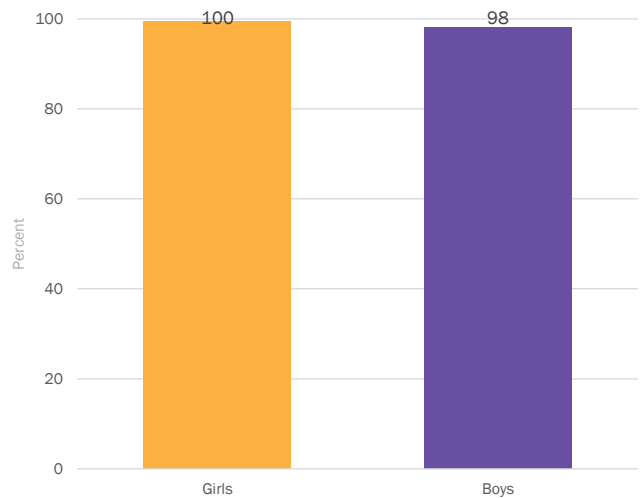
Percentage of children of primary school age attending primary, lower or upper secondary school (adjusted net attendance rate), by wealth quintile and urban/rural residence

Children of Primary School Age Out of School



Percentage of children of primary school age who are not attending any level of education, by wealth quintile and area

Primary Completion, SDG 4.1.2

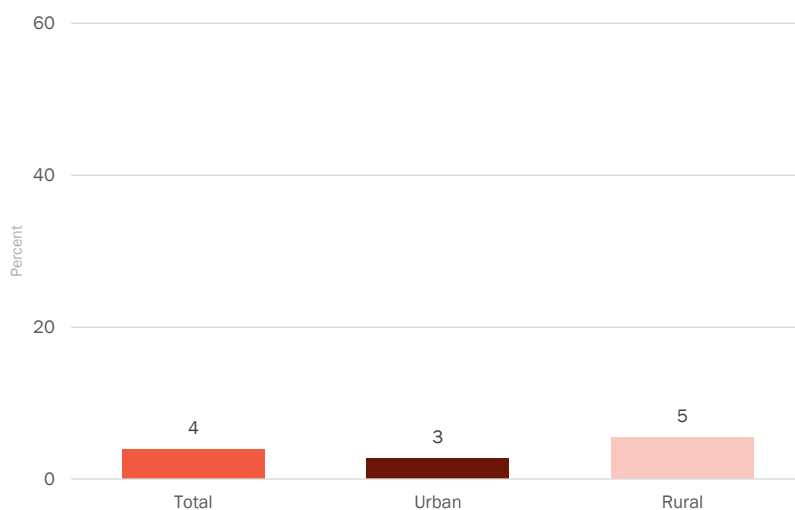


Percentage of children age 3 to 5 years above the intended age for the last grade of primary school who have completed primary education, by sex

Every Adolescent Girl Survives & Thrives: The Second Decade of Life

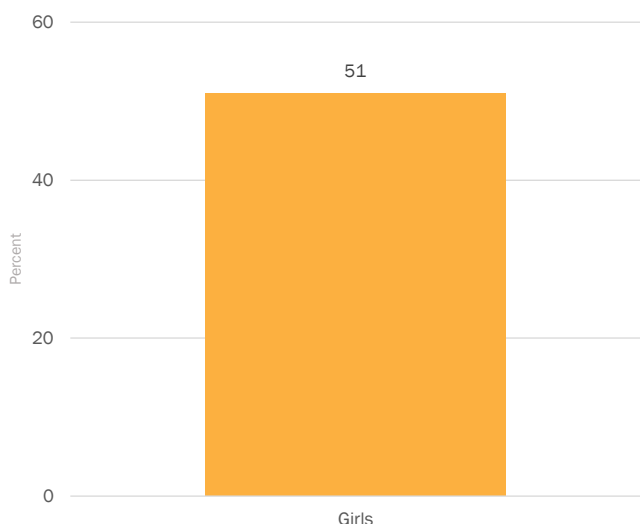
While adolescence carries new health risks for both girls and boys, girls often face gender-specific vulnerabilities, with lifelong consequences. Complications related to pregnancy and childbirth are among the leading causes of death worldwide for adolescent girls age 15 to 19. Preventing adolescent pregnancy not only improves the health of adolescent girls, but also provides them with opportunities to continue their education, preparing them for jobs and livelihoods, increasing their self-esteem and giving them more say in decisions that affect their lives. Yet, too often, adolescent girls lack access to appropriate sexual and reproductive health services, including modern methods of contraception. Additionally, despite having a higher risk of contracting HIV due to both greater physiological vulnerabilities and gender inequalities, adolescent girls are often less knowledgeable than adolescent boys about how HIV is transmitted. However, gender norms adversely impact adolescent boys as well. For example, norms around masculinity that encourage risk taking may heighten adolescent boys' use of alcohol and tobacco, increasing their likelihood of developing noncommunicable diseases later in life.

Early Childbearing - by Age 18



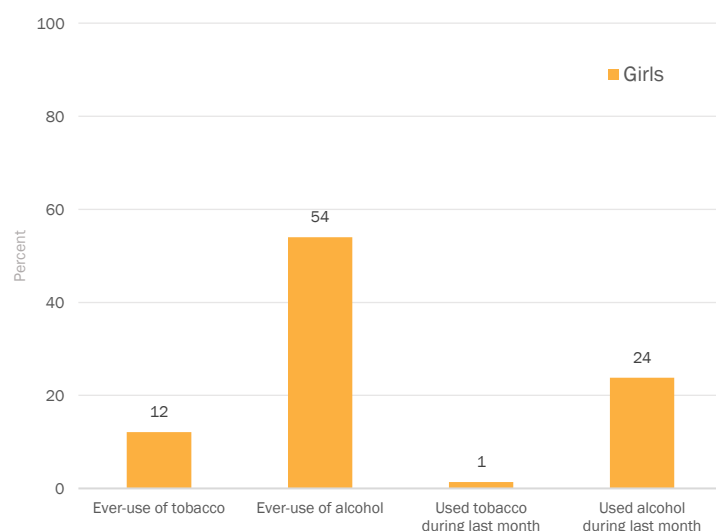
Percentage of women age 20-24 years who had a live birth by age 18, by urban/rural residence

Comprehensive Knowledge of HIV



Percent of girls age 15-19 who know of the two ways of HIV prevention (having only one faithful uninfected partner and using a condom every time), who know that a healthy looking person can be HIV-positive, and who reject the two most common misconceptions, and any other local misconception.

Tobacco* & Alcohol Use



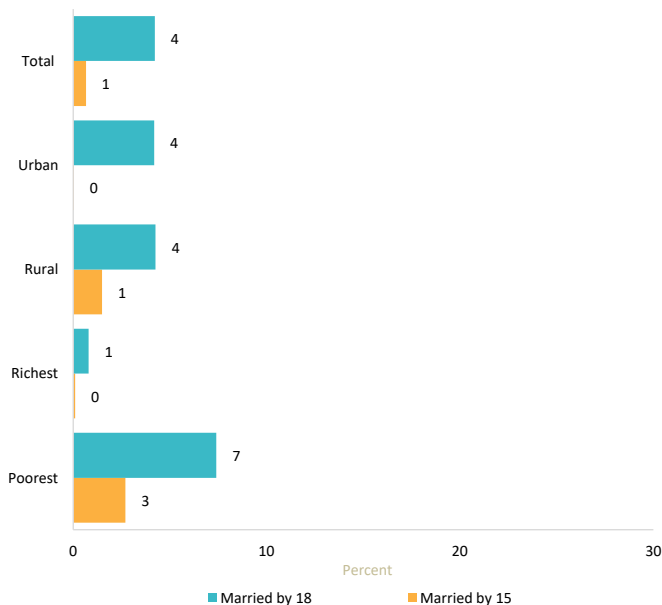
Tobacco and alcohol use among adolescents girls age 15-19

*Includes an age and sex disaggregate of SDG 3.a.1: use of tobacco

Every Adolescent Girl is Protected from Violence & Exploitation: The Second Decade of Life

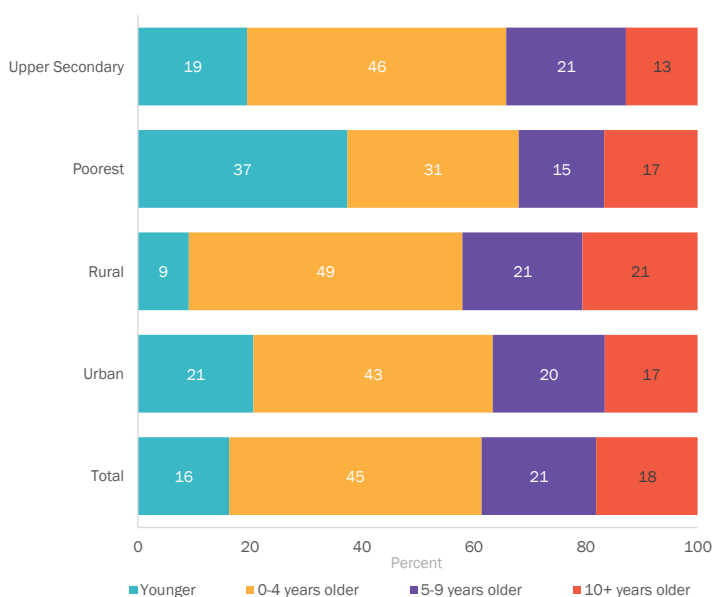
Adolescence presents unique vulnerabilities to violence and exploitation for girls. In many countries, marriage before the age of 18 is a reality for girls due to the interaction of several factors that place a girl at risk, including poverty, social norms, customary or religious laws that condone the practice, an inadequate legislative framework and the state of a country's civil registration system. Child marriage often compromises a girl's development by resulting in early pregnancy and social isolation, interrupting her schooling, and limiting her opportunities for career and vocational advancement. It also often involves a substantial age difference between the girl and her partner, thus further disempowering her and putting her at greater risk of partner violence, sexually transmitted diseases and lack of agency. Attitudes about wife beating serve as a marker for the social acceptability of intimate partner violence. Acceptance of wife beating among adolescent girls and boys suggests that it can be difficult for married girls who experience violence to seek assistance and for unmarried girls to identify and negotiate healthy and equitable relationships. Female genital mutilation is a human rights issue that also affects girls and women. Adolescence, in particular, is a vulnerable period for girls who have undergone FGM because they may experience heightened consequences of the procedure as they become sexually active and begin childbearing. Gender-based discrimination may be one of the most ubiquitous forms of discrimination adolescent girls face, and it has long-lasting and far-reaching effects on their personal trajectories as well as on all aspects of social and economic development. While in most regions, girls and boys are equally likely to be involved in child labour, gender is a determinant of the types of activities boys and girls engage in, with girls more likely to be involved in domestic work.

Child Marriage, SDG 5.3.1



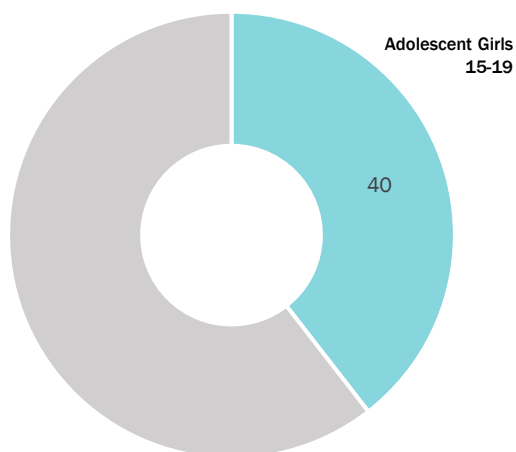
Percentage of women aged 20-24 years who were first married or in union before age 15 and before age 18*, by residence and wealth quintile

Spousal Age Difference



Percent distribution of women aged 20-24 currently married or in union by age of their partner, by education level and wealth quintile. Data for "Poorest" are based on 25-49 unweighted cases

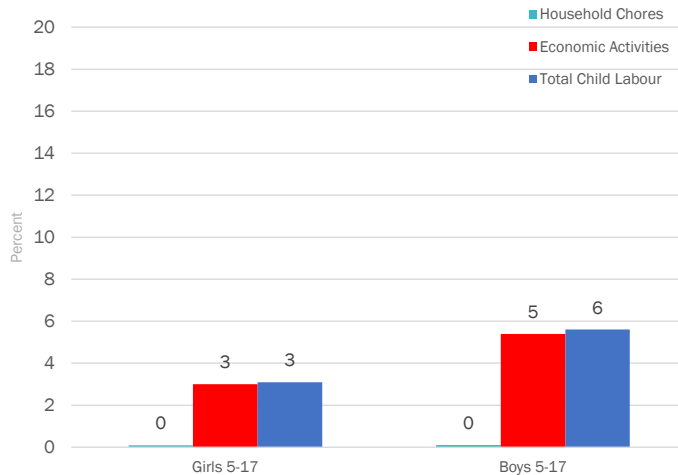
Feelings of Safety, SDG 16.1.4 Age & Sex Disaggregate



Percentage of adolescents girls age 15-19 who feel safe walking alone in their neighbourhood after dark

Every Adolescent Girl & Boy is Protected from Violence & Exploitation: The Second Decade of Life

Child Labour, SDG 8.7.1



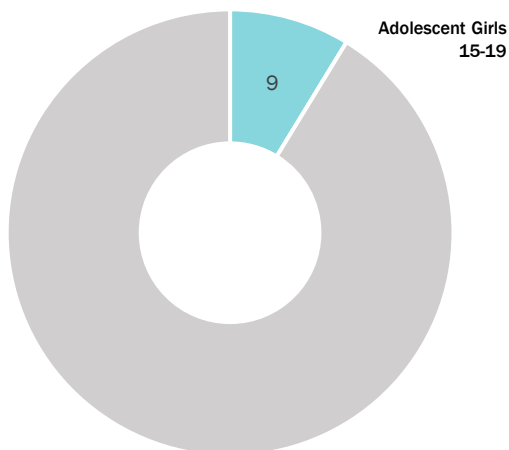
Percentage of children age 5 to 17 years engaged in child labour, by sex, age group and type of activity

* Note: Indicator includes children in the first & second decade of life

Every Adolescent Girl has an Equitable Chance in Life: The Second Decade of Life

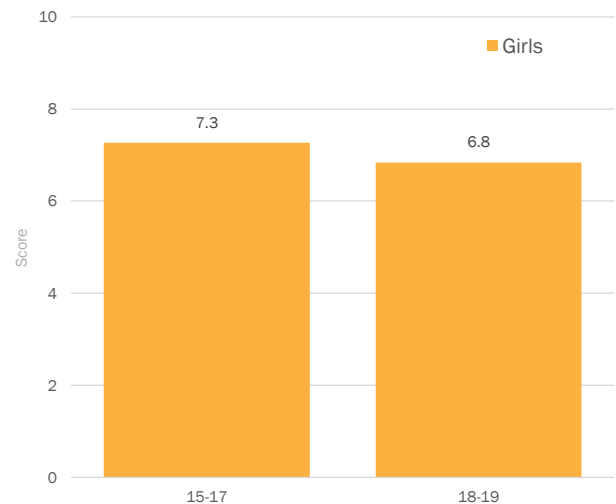
To become empowered, adolescent girls and boys need to be engaged as civic participants in the decisions affecting their lives and communities. People's sense of security and freedom from the fear of crime influences how they move about those communities, access services and economic opportunities and participate in public life. Adolescent girls and boys are likely to have different perceptions of personal safety due to different gender-based vulnerabilities to sexual violence and other crimes. Life satisfaction measures an individual's perceived level of well-being or how an individual feels about their life as a whole. Measuring adolescent girls' and boy's satisfaction with their lives can provide important insights into their mental health during a stage of life when gender norms consolidate and girls and boys experience different risk factors for mental health disorders.

Discrimination & Harassment



Percentage of adolescent girls age 15-19 years who have ever felt discriminated or harassed based on their gender

Life Satisfaction



Among adolescents girls age 15-19, average life satisfaction score on a scale of 0 to 10, by sex and age group

Every Adolescent Girl & Boy Learns: The Second Decade of Life

Globally, participation in secondary education is expanding, progress lags behind primary education. Gender disparities disadvantaging girls are also wider and occur in more countries at the secondary level than at the primary level. Yet, advancing girls' secondary education is one of the most transformative development strategies countries can invest in. Completion of secondary education brings significant positive benefits to girls and societies – from increased lifetime earnings and national growth rates, to reductions in child marriage, stunting, and child and maternal mortality.

Lower Secondary Attendance Net Attendance Rate



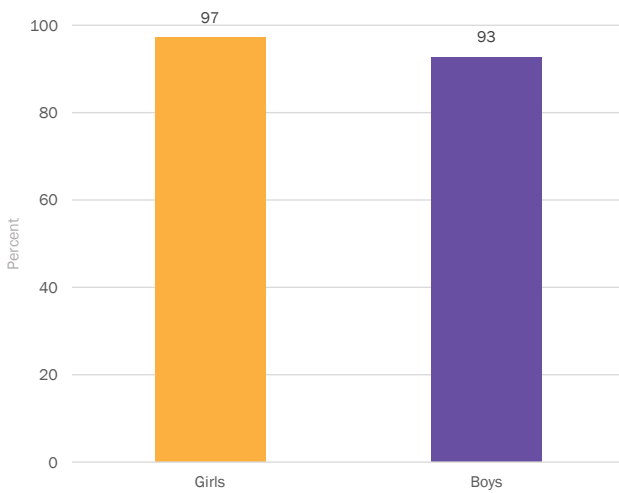
Percentage of children of lower secondary school age attending lower secondary school or higher (adjusted net attendance rate), by sex, wealth quintile and area

Upper Secondary Attendance Net Attendance Rate



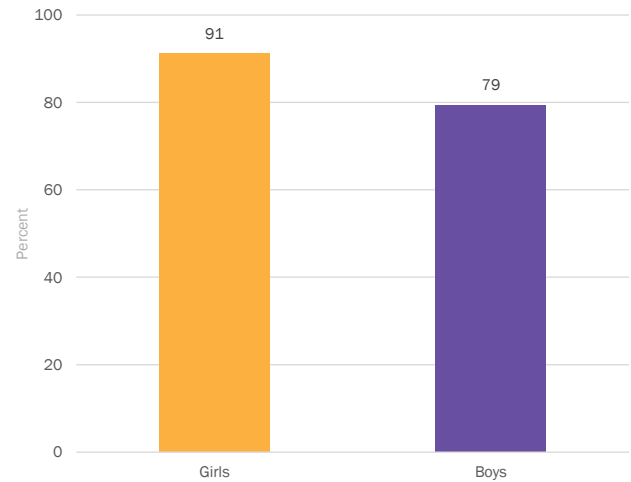
Percentage of children of upper secondary school age attending upper secondary school or higher (adjusted net attendance rate), by sex, wealth quintile and area. Data for "Richest" wealth quintile for girls and boys are based on 25-49 unweighted cases

Lower Secondary Completion, SDG 4.1.2



Percentage of children who age 3 to 5 years above the intended age for the last grade of lower secondary school who have completed lower secondary education, by sex

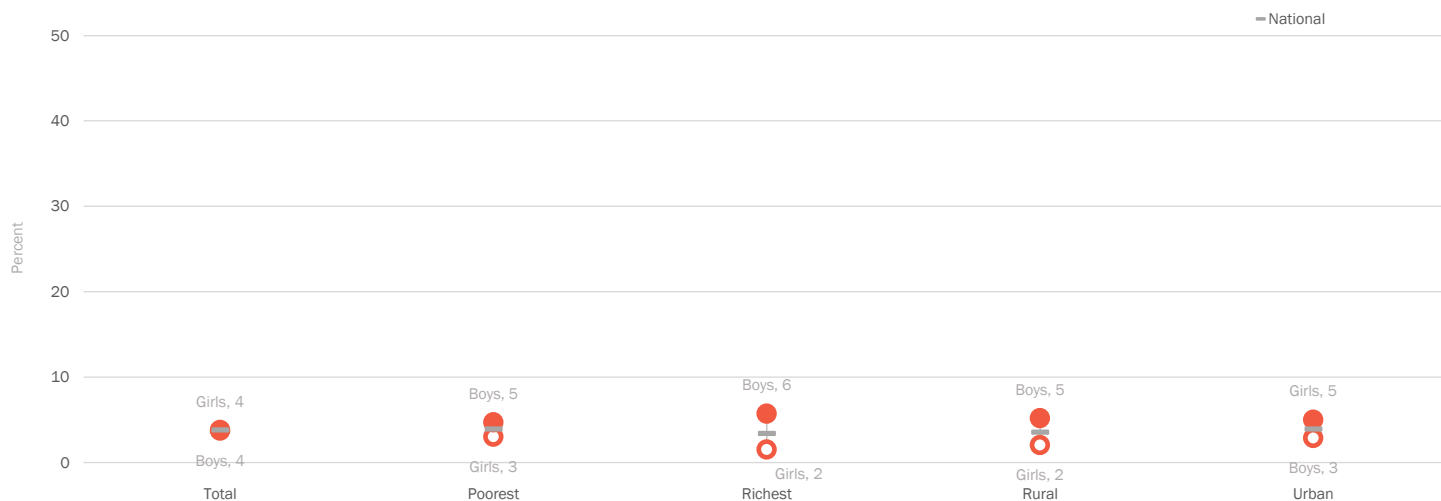
Upper Secondary Completion, SDG 4.1.2



Percentage of children or youth who age 3 to 5 years above the intended age for the last grade of upper secondary school who have completed upper secondary education, by sex

Every Adolescent Girl & Boy Learns: The Second Decade of Life

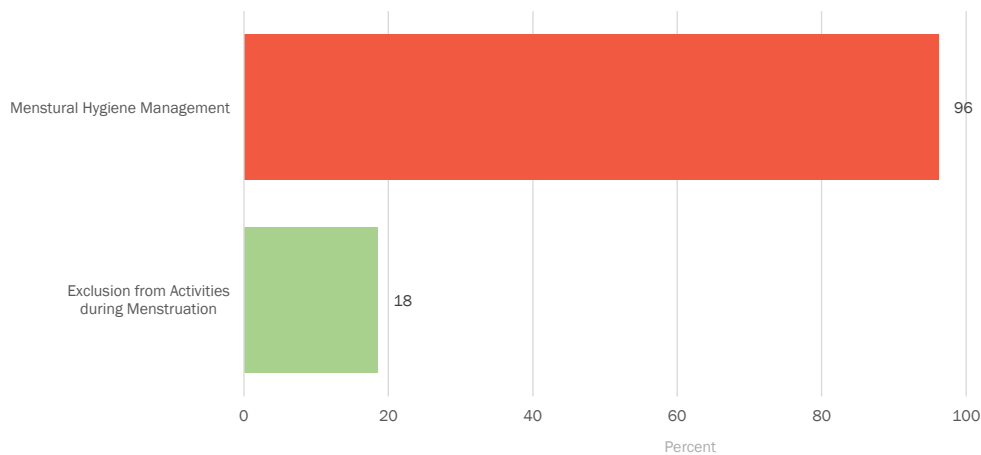
Children of Lower Secondary School Age Out of School



Percentage of children of lower secondary school age who are not attending any level of education, by wealth quintile and area

Every Adolescent Girl Lives in a Safe & Clean Environment: The Second Decade of Life

Menstrual Hygiene Management



The ability of adolescent girls to safely manage their monthly menstrual cycle in privacy and with dignity is fundamental to their health, psychosocial well-being and mobility. Girls in low-resource and emergency contexts without access to adequate menstrual hygiene management facilities and supplies experience stigma and social exclusion while also forgoing important educational, social and economic opportunities.

Menstrual Hygiene Management: Among adolescent girls age 15-19 who reported menstruating in the last 12 months, percentage using appropriate menstrual hygiene materials with a private place to wash and change while at home

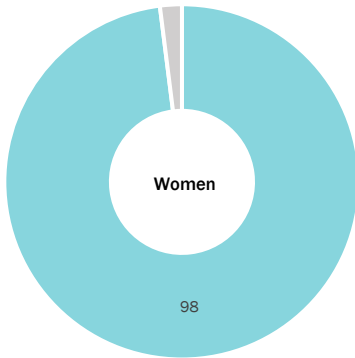
Exclusion from Activities during Menstruation: Among adolescent girls age 15-19 who reported menstruating in the last 12 months, percentage of women who did not participate in social activities, school or work due to their last menstruation in the last 12 months

Gender Equality in Adulthood

To survive and thrive, all children require care and support from women and men. Care and support can be substantively improved by fostering gender equality, an important goal in its own right, and by reducing the gender-related barriers. Gender-related barriers include women's and girls' disproportionate lack of information, knowledge and technology, resources, and safety and mobility, as well as the gender division of labour and gender norms. For example, a mother's lack of mobility, due to prohibitive norms or lack of transportation, may impede birth registration, nutrition, and other child outcomes. The internalization of gender norms around masculine and feminine expectations and behaviours may influence women's and men's attitudes toward intimate partner violence and physical punishment of children as well as self-perceptions of well-being, including life satisfaction and expectations for the future.

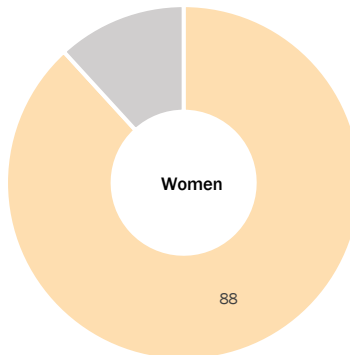
Access to Knowledge, Information & Technology

Literacy



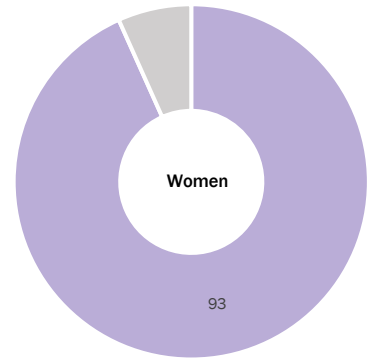
Percentage of women age 15-49 who are literate

Media Access



Percentage of women age 15-49 who read a newspaper, listen to the radio, or watch television at least once a week

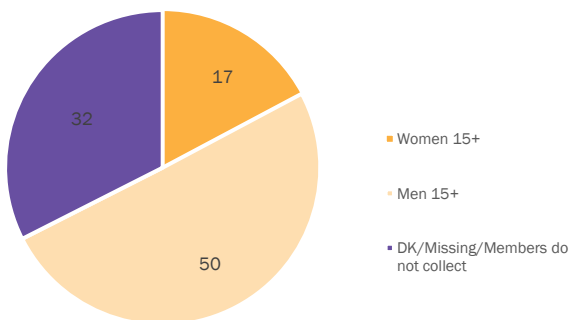
Internet Use: SDG17.8.1



Percentage of women age 15-49 using the internet at least once in the past 3 months

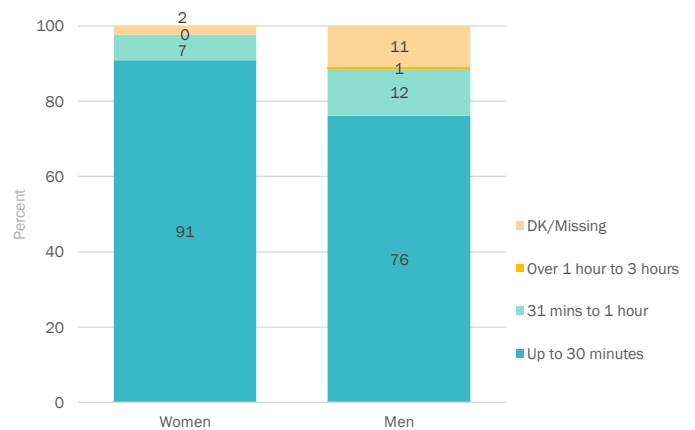
Time on Household Chores: Water Collection

Who collects water?



Percent distribution of household members without drinking water on premises by person usually collecting drinking water used in the household

Time spent on water collection

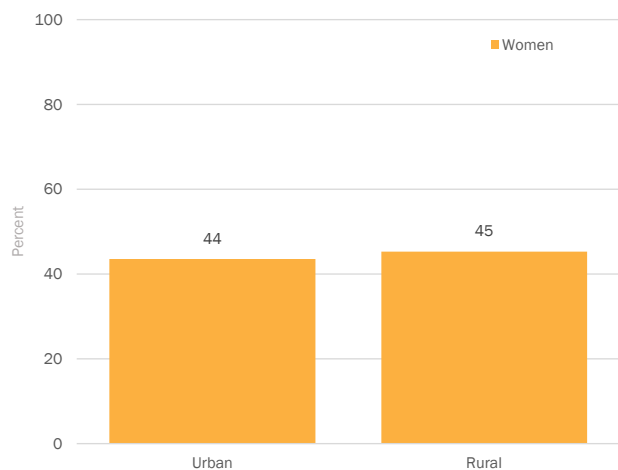


Percent distribution of average amount of time spent collecting water per day by sex of person primarily responsible for water collection in households without drinking water on premises

Gender Equality in Adulthood

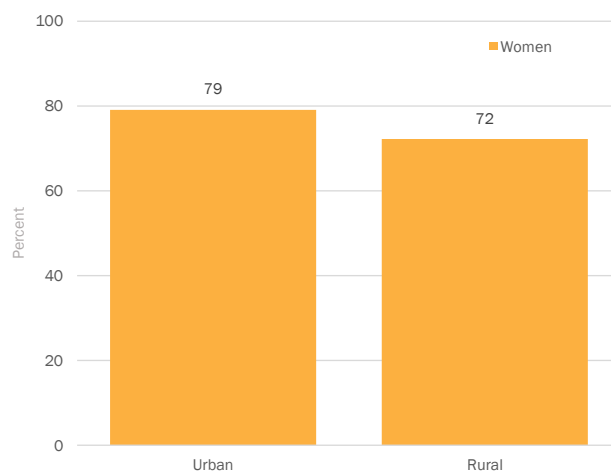
Safety & Security

Feeling safe while walking alone, SDG 16.1.4 sex disaggregate



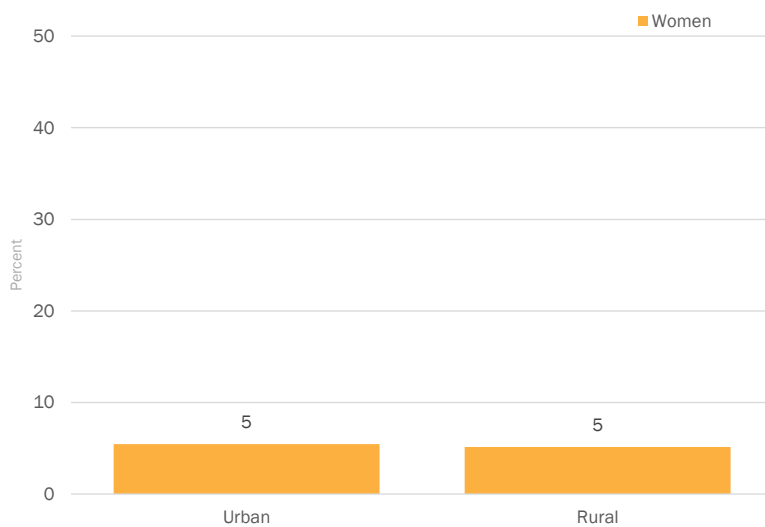
Percentage of women age 15-49 who feel safe walking alone in their neighbourhood after dark, by area

Feeling safety while being at home alone



Percentage of women age 15-49 who feel safe being home alone after dark, by area

Discrimination & harassment

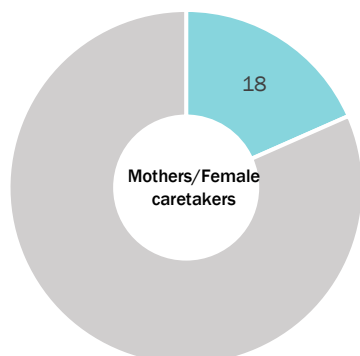


Percentage of women age 15-49 who have ever personally felt discriminated or harassed based on their gender, by area

Gender Equality in Adulthood

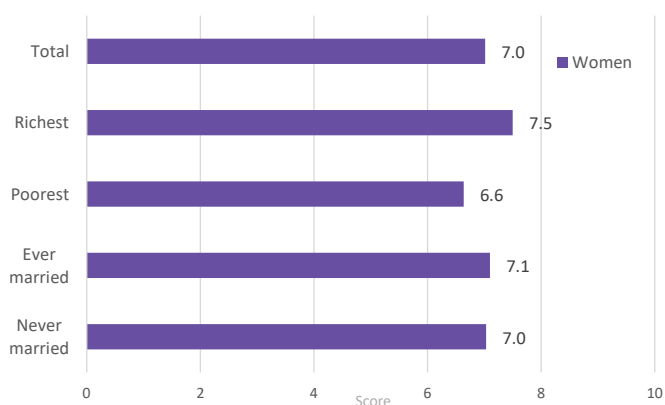
Feminine attitudes & expectations

Attitudes toward physical punishment



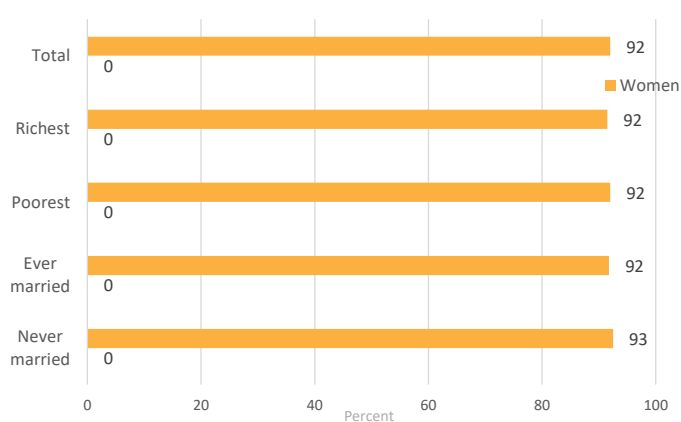
Percentage of mothers/caretakers who believe that physical punishment is needed to bring up, raise, or educate a child properly

Life satisfaction



Among women age 15-49, average life satisfaction score on a scale of 0 to 10, by wealth quintile and marital status. Higher scores indicate higher satisfaction levels.

Perceptions of a better life



Percentage of women age 15-49 who expect that their lives will get better in one year, by wealth quintile and marital status.

Key Messages

- More girls than boys lived to celebrate their first birthday and fifth birthdays (12 and 15 deaths per 1000 live births) and (13 and 16 deaths per 1000 live births) respectively.
- Early stimulation and responsive care was slightly gendered, with fathers spending more time with boys (28%) than girls (24%), while mothers spent more time with girls (75%) than boys (72%).
- Birth registration for boys and girls were almost equal and very high: 95-97%.
- Of the 2-4 year olds, more girls (96%) were developmentally on track (ECDI) than boys (90%).
- The probability of suffering psychological aggression, physical punishment and violent discipline was higher for boys than girls.
- Participation rate in organised learning at the ECCE and primary levels was higher for boys than girls. However, girls had universal primary completion rates while the boys were 98%.
- Child labour in economic activities was higher among boys than girls (5% and 3% respectively).
- Completion rates at lower secondary level showed the gap between girls (97%) and boys (93%). The gap grew at the upper secondary level for girls (91%) and boys (79%).

Key Messages

- The out of school rate for boys of lower secondary school age was higher than for girls in the poorest households (5% vs (3%) and richest households (6%) vs (2%) respectively.
- Men were primarily responsible for the collection of water.

Republic of Trinidad and Tobago
Central Statistical Office
#47 Frederick Street
Port of Spain

Tel: (868) 624-7001

Fax: (868) 625-9726

Website: www.cso.gov.tt

Email: cso.director@statistics.gov.tt